

# Guidelines for authors applying to the journal “*Psichologija*”

## Instructions to authors

*Psichologija* Editorial Board accepts empirical, analytical review and theoretical research articles on a wide range of topics, written in Lithuanian or English. Preference is given to articles written in English. The journal has a section entitled Psychology – for practitioners, which publishes papers reviewing scientific advances in a specific field and their application to a range of practical activities. Reviews of important works in psychology may be published instead of this section. The Editorial Board therefore encourages authors to submit such articles. Psychology also accepts short papers (submitted in English only).

All applications submitted must meet the following requirements:

- All authors must be indicated when submitting an article.
- The style of the article and the bibliographical references meet the requirements of the Journal of Psychology.
- The article has not yet been published and has not been submitted to other journals.
- The text of the article is available in OpenOffice, Microsoft Word, or RTF document format.

## 1. General requirements

Papers presenting empirical research must follow the following outline.

*Title.* Give a concise and informative title (don't use '&' in the title).

*Summary.* Write down the key aspects of the study and its value. The abstract should be in one paragraph and no more than 250 words. At the request of the authors, the editorial board may suggest options for translating the abstract into Lithuanian. Please note the language editor's practical advice on how to prepare a neat submission text.

When writing your summary, you should focus on:

- the content of the study;
- the methods and procedures used to carry out the study;
- the results/conclusions of the study.

*Key words.* Provide 3–5 keywords, separated by commas, that reflect the main points of the article. When choosing keywords, think about the person searching for articles on your topic. Keywords can be listed in any order.

*The main part.* The structure may vary depending on the specifics of the research. However, empirical studies should include, but not be limited to:

- 1) Introduction, which sets out the research problem, objectives and hypotheses;
- 2) Methodology consisting of:
  - a. Participants,
  - b. Variables and their measures,
  - c. Procedure,
  - d. Data analysis;

- 3) Results;
- 4) Discussion (this section might include limitations and practical implications);
- 5) Conclusions (optional);
- 6) References (refer to APA guidelines).

Each part of the work must be titled and separated. The titles of the subsections of the methodology should not be on a separate line.

*Literature.* The reference list should be prepared in accordance with the APA guidelines.

*Annexes* (if applicable). These are used to provide any useful additional information (measurement scales, relevant calculations, etc.). If there is more than one annex, they should be marked A, B, etc. or submitted as additional documents.

## 2. Style guidelines

**Text length.** A typical document for this journal should be no longer than 40 000 characters (including spaces), including abstract, tables, references, figure captions, endnotes. The minimum length is 15 000 characters. The abstract should not exceed 250 words in English and Lithuanian. Articles and abstracts should be written in common Lithuanian or English (depending on the language of the article), using nondiscriminatory and neutral language whenever possible.

**Font.** Use Times New Roman or Calibri font size 12 and double line spacing.

**Margins.** Margins must be not narrower than 25 mm (or 1 inch) on all sides of an A4 sheet.

**Title.** The title must be centered and bold, using a title heading.

### Headings

- First level headings (e.g., introduction, methodology, results, discussion, conclusions, references) should be highlighted in the center. The text starts as a new paragraph.
- Second level headings (e.g., participants, variables and their measures, procedure, data analysis, should be highlighted on the left. The text starts as a new paragraph.
- Level 3 headings (e.g., variables) should be in left bold italics. The text starts as a new paragraph.
- Level 4 headings should be avoided. Where their use is justified, level 4 headings should appear in bold at the beginning of the paragraph. The text should follow immediately after a full stop or other punctuation.
- Level 5 headings should be avoided. Where their use is justified, level 5 headings should be placed at the beginning of the paragraph in bold italics. The text should follow immediately after a full stop or other punctuation.

## Heading samples

Heading level	Format
1	<b>Level 1 heading is centered and bold</b> Text begins as a new paragraph.
2	<b>Level 2 heading is flush left and bold</b> Text begins as a new paragraph.
3	<b><i>Level 3 heading is flush left, bold italic</i></b> Text begins as a new paragraph.
4	<b>Level 4 heading is indented, bold and ends with a period.</b> Text begins on the same line and continues as a regular paragraph.
5	<b><i>Level 5 heading is indented, bold italic and ends with a period.</i></b> Text begins on the same line and continues as a regular paragraph.

### 3. Text formatting requirements

If the article is in English, all the requirements of the latest edition of the Publication Manual of the American Psychological Association must be followed. If the article is presented in Lithuanian, the requirements of this publication must be followed for statistical analyses, tables, figures, citations, and reference list. The following guidelines and the general spelling rules of the Lithuanian language should also be followed when presenting the article in Lithuanian.

(LITHUANIAN SPELLING)

### 4. Description of the statistical analysis

When describing the statistical analysis, it is necessary to provide all the information that will allow the reader to understand what analysis has been carried out and what results have been presented (it is recommended to provide the criterion statistics, degrees of freedom, effect size and, if necessary, confidence intervals). The text should preferably include information (i.e., means, standard deviations, correlations) which would allow an interested or meta-analyses doing researcher to check the analysis or recalculate effect sizes. The notation of the statistical criteria must comply with the requirements of the latest edition of the Publication Manual of the American Psychological Association (e.g., mean is denoted by  $M$  or  $\bar{x}$ ), numbers are written according to the rules of the Lithuanian language if the article is in Lithuanian (comma is used to separate the decimal part, e.g., 0,5) or according to English rules if the article is in English (full stop is used, e.g., 0.5). It is not necessary to provide a table for each analysis carried out, some results can be presented in the text only.

## 5. Tables

It is especially important that you get permission to use tables or charts from another source before you submit them. Tables should repeat the information given in the text. Readers should be able to interpret the table without referring to the text but make sure that you refer to each table in the text. The heading of the table should appear above it and the notes or probability coefficients (if needed) should appear below it. When including multiple tables, it is important to present them in a consistent manner. Please note that colour, shading, and grids are not printed. If you use acronyms or abbreviations in table titles or column headings, add notes explaining them. Writing decimal numbers, use as many numbers after the full stop or comma as are appropriate for your purposes. If possible, the number of decimal places should be the same throughout the column or table. Numbers in tables should be center-aligned and, where possible, point-aligned. Make sure that the spelling, punctuation, and referencing style of the tables are consistent throughout the rest of the text (unless taken from another source).

**Numbers.** When presenting results in text or tables, decimal numbers should be written to the nearest hundredth and the significance level ( $p$ ) to the nearest hundredth or thousandth, but if the significance estimate is less than 0.001, it is acceptable to write  $p < 0.001$ . When writing numbers in the text, spaces must be left before and after an equal sign or other sign (e.g., plus, minus, more, less, etc.). When presenting coefficients, statistical abbreviations must be used (e.g., Fisher's coefficient is denoted by the letter  $F$ ). Use only the abbreviations of the coefficients in the text and tables. **Important:** Coefficients denoted by Latin letters should be *italicised* (e.g.,  $df$ ,  $SD$ ,  $M$ ,  $N$ ), but coefficients denoted by Greek letters should be written upright (e.g.,  $\chi^2$ ,  $\alpha$ ).

Neither the text nor the tables may present the mean without standard deviation.

All tables should be labelled consecutively with Arabic numerals. Do not use suffix letters (e.g., Tables 3a, 3b, 3c); instead, join the related tables. If the manuscript contains an appendix of tables, mark them with capital letters and Arabic numerals (e.g., Table A1, Table B2). The table number (e.g., Table 1) is given above the table title in bold type, left-aligned. Number the tables in the order in which they appear in your manuscript.

The title of the table is in italics.

It is necessary to mention all the tables included in the article in the text, and it is important to tell the reader not only which table to look at but also why. Referring to tables by using the words "below" or "above" in the table or by referring to the page is not acceptable.

For more detailed instructions on how to produce the tables, please refer to the APA Guidelines.

## Sample table

**Table 1**

*Differences and correlations between group means*

	<i>M</i>	<i>SD</i>	1	2	3	4
1	10.35	2.66	-	-0.21**	-0.21**	0.21
2	12.46	2.46		-	-0.21*	-0.21**
3	9.44	3.11			-	0.21**
4	10.23	2.34				-

*Note:* *M* - mean, *SD* - standard deviation. Statistically significant differences are marked \*\*  $p < 0.01$ , \*  $p < 0.05$

## 6. Figures

Like tables, figures must be clear, referred and explained in the text. The message of the figure and its legibility is a key criterion. Line diagrams are an excellent choice for good readability and simplicity. Sharp contrast with the background is important for figures, as well as cropping of extraneous details to allow the reader to focus on the important aspects of the figure. The figures in the journal are printed in black and white, so it is recommended that the figures are not coloured or that their contrast is taken into account. All figures in the main text should be numbered with Arabic numerals (Figure 1, Figure 2, etc.). Numbers are assigned according to the order in which they appear in the text.

- Figures should only be used when they are necessary to understand or supplement/argue some information, not when they duplicate information.
- The legends or other information contained in the figures must be sufficient to understand and clarify what is shown in the figures without reading the explanations in the text.
- If the image is not yours but is taken from another work, website or similar, the source must be acknowledged in the notes, and the copyright must be indicated.

### Image quality

- Figures should be clear, lines should be smooth and not blurred, with clear and correct explanations, and it should be easy to distinguish between the different components indicated (e.g., comparing diverse groups by age, gender, etc.), units of measurement should be given, and the information and names should be legible.
- The use of any special effects should be avoided.
- The use of colour in figures should be avoided.
- If different colours or patterns are used in the figures, make sure that they are easy to distinguish for people with visual impairments (check the contrast, see if it is easy to understand if the image is black and white).
- The images must be of high quality (1 200 dpi for line drawing, 600 dpi for greyscale and 300 dpi for colour at a suitable size).

- To check whether your images meet the contrast requirements, visit <https://developer.paciellogroup.com/color-contrast-checker/>
- Images must be submitted in one of our preferred file formats: EPS, PS, JPEG, TIFF, or Microsoft Word (DOC or DOCX).

### **The generic components of a figure**

The components of a figure consist of a figure number (e.g., 1 paveikslas or Figure 1), a title, the figure itself (whether it is a diagram, picture, drawing, etc.), a legend and notes.

- The number and ‘Paveikslas’ or ‘Figure’ should appear above the figure and be in bold, aligned to the left side of the page (not centered and not offset from the margin).
- The title shall appear at the bottom (below) the number and ‘Paveikslas’ or ‘Figure’, formatted with double spacing and in italics.
- If a legend is needed, it should be placed within the frame of the image and not somewhere else in the text.
- Notes – there are three types of notes (general, specific, or probabilistic), which should be below the figure.

### **Formatting**

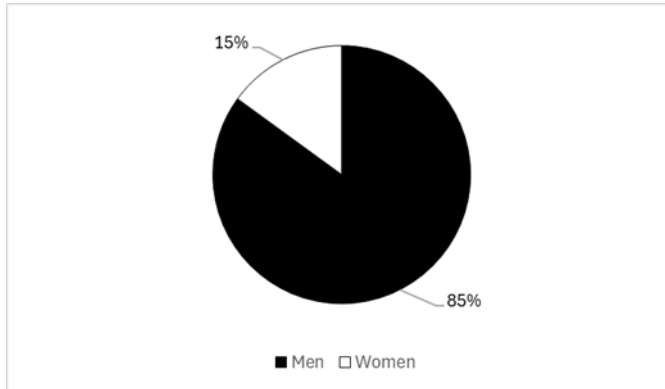
- Figures are placed either after the list of references (on separate pages) or in the text (after the first mention of it).
- Figures should always follow the completed paragraph (never inserted in the middle of the paragraph).
- Images may use Times New Roman, Calibri, Arial or Aptos fonts that are large enough to be legible without magnification.
- Figures must be aligned to the left side of the page.
- Separated from the text by double spaces.
- All tables and figures in the work must be consistent with each other in style (they must not be drastically different from each other, for example, the same font is used in all tables or figures, etc.).

For more detailed instructions on how to display figures, please refer to the APA Guidelines.

## Sample figures

**Figure 1**

*Distribution of men and women who took part in the survey*



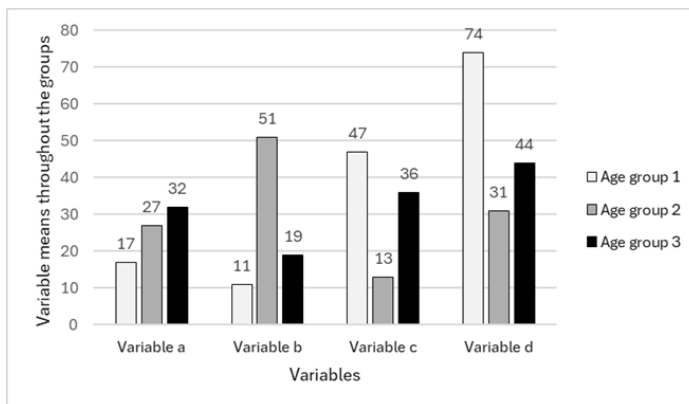
*Note.* If required.

<sup>a</sup> A specific note if necessary.

\* Probability notes (p-value) if applicable.

**Figure 2**

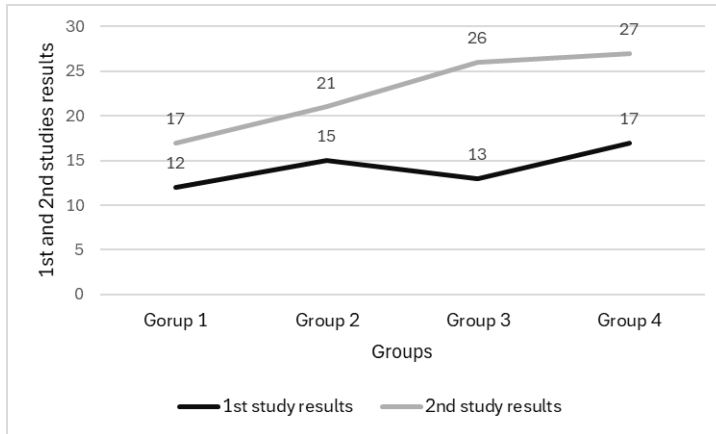
*Means of the results for variables a, b, c, and d for different age groups*



*Note.* If required.

<sup>a</sup> A specific note if necessary.

\* Probability notes (p-value) if applicable.

**Figure 3***Results of Groups 1, 2, 3 and 4 in the first and second studies*

Note. If required.

<sup>a</sup> A specific note if necessary.

\* Probability notes (p-value) if applicable.

## 7. Literature

### 7.1 General requirements

All sources, authors' works, statistics (etc.) mentioned in the article must be included in the reference list. If an author's ideas, research information, data (or similar) are quoted or referred to, a reference must be given from the source where it was read (primary or secondary citation is used). When providing an exact citation of another author's work, the page of the source should be given (e.g., Jonaitis, 2003, p. 22). If a secondary source is cited, this should be indicated, e.g., "as cited by Allport (cited in Nicholson, 2003)". The reference list includes only those sources that are used in the article. The list of references is in alphabetical order. References may only be written in Roman letters. Names in the text shall be without initials (unless it is necessary to identify articles with the same authors surname and date) and shall not be Lithuanianized (if the article you write is in Lithuanian).

- Sources that cannot be reproduced by the reader (e.g., personal communications which are: e-mails, private messages, calls, conversations, interviews, etc.) must be cited only in the text and should not be included in the reference list.
- General knowledge information does not require references to sources.
- If more than one sentence is needed to convey the basic information from the source and they follow each other, the first sentence should contain the usual reference to the source, the second and subsequent sentences should not do so, the author's work or name should be mentioned, and the year should not be added as long as it

is clear that it is referring to the same source (for a more precise explanation with examples, see *Publication Manual of the American Psychological Association*).

- If your article is in English and you cite a Lithuanian source, you must use the English referencing rules.

References and reference lists must follow the latest APA guidelines.

## 7.2 In-Text citations

### *References to sources in brackets/ Parenthetical citations*

- One author
  - The author's surname and the year are given, separated by a comma.
  - If several diverse sources by the same author are cited in the work and the years are the same, the Latin letters a, b, c, etc. are added to the year (e.g., Jonaitis, 2018a).
  - If multiple sources by the same author are given in the same parentheses, it is sufficient to mention the author's surname once, and the years of the sources are given in ascending order from the oldest to the most recent article, with the year separated by a comma (e.g., Smith, 2008a, 2008b, 2019).
  - If there are several sources with the same surname of different authors (whether or not the years of the sources are different), the surname is preceded by the initials of the name.
- Two authors
  - The surnames of both authors are given, separated by the sign "&", and the year of the source is given (the surnames and the year are separated by a comma after the second author's surname).
  - If the names of both authors of a single paper are the same, there is no need to initial the authors' names, and the reference is given in the usual way (e.g., Smith & Smith, 2019).
- More than two authors
  - Indicate the name of the first author and add "et al." (for Lithuanian and English sources), followed by a comma and the year.
  - If there are more than three authors of a source and the first author and year are the same, then the number of authors should be sufficient to distinguish between the sources, followed by et al. (Lithuanian or English source) (e.g., Jonaitis, Petraitis et al., 2013; Jonaitis, Jonaitienė et al., 2013).
  - If there are only three authors and the first author's surname and the year of the other source are the same, the surnames of all three authors should be given (followed by an "&", there is no need for a comma after the "&").
- Author group references with abbreviation
  - For the first reference, the full citation of the authors of the group in parentheses, followed immediately by the abbreviation of the group in square brackets, followed by a comma after the abbreviation in square brackets and the year.

- For non-first references, the abbreviation of the author's group and the year of the source are given in parentheses, separated by a comma (no square brackets need to be used here).
  - Author group references without abbreviation
    - The author group of the source and the year (group and year separated by a comma) are given in parentheses.
- References to multiple sources in a single parenthesis must be given in alphabetical order.

### ***References to sources in the sentence / Narrative citation***

- One author
  - Immediately after the author in the sentence, the year of the source must be given in brackets.
  - If several sources with the same surname of different authors are cited in the work (whether or not the years of the sources are different), the surname is preceded by the initials of the first name.
- Two authors
  - The sentence mentions both authors and the year immediately after the mention in parentheses.
  - When citing or referencing a source in a Lithuanian work, use the conjunction “ir” between the authors, and the conjunction “and” if the work is written in English.
  - If the names of both authors of a single paper are the same, there is no need to use the initials of authors' names, and the reference is given in the usual way (e.g., Smith and Smith (2019)).
- More than two authors
  - If there are more than two authors, the first author is mentioned in the sentence and “ir kt.” is added (if the work is written in Lithuanian) or “et al.” (in the case of an English-language paper) and the year of the source in brackets.
  - If there are more than three authors and the first author and the year are the same, then the number of authors should be sufficient to distinguish between the sources, followed by “ir kt.” (if the work is written in Lithuanian) or “et al.” (if the work is written in English) and the year in brackets.
  - If there are only three authors and the first author's surname and the year of the other source are the same, the surnames of all three authors should be given, followed by the conjunction “ir” if the paper is written in Lithuanian or “and” if the paper is written in English (there is no need for a comma after the conjunction “ir” or “and”), and the year in parentheses.
- Group author links with abbreviations
  - For the first reference, the abbreviation and the year (abbreviation and year separated by a comma) immediately follow in parentheses after the full reference of the group of authors.
  - If it's not the first reference, the author group's abbreviation is used in the sentence and the source's year is in parentheses.

- Group author references without abbreviation

- Write the author group of the source and the year in parentheses.

References to multiple sources in a sentence may be given in any order, regardless of the year or alphabetical order of the sources.

References to other specific sources not covered here (e.g., archived sources, personal archives, interviews, etc.) should be presented in the text in accordance with the latest guidelines of the *Publication Manual of the American Psychological Association*.

## Examples of references

	Reference without brackets	Reference in brackets
One author	Bandura (1977)	(Bandura, 1977)
Different publications by the same author published in the same year	Smith (2008a) ... Smith (2008b)	(Smith, 2008a) ... (Smith, 2008b)
Two authors	Stanaitytė ir Kočiūnas (2013); Stanaitytė and Kočiūnas (2013)	(Stanaitytė & Kočiūnas, 2013)
Three or more authors	Nasvytienė ir kiti (2012); Nasvytienė et al. (2012)	(Nasvytienė et al., 2012)
Three authors, if the first author and the year correspond to another source	Nasvytienė, Kazlauskienė ir Balčiūnas (2012); Nasvytienė, Kazlauskienė and Balčiūnas (2012)	(Nasvytienė, Kazlauskienė & Balčiūnas, 2012)
More than three authors, if the first author and the year correspond to another source <sup>1</sup>	Nasvytienė, Kazlauskienė ir kiti (2012); Nasvytienė, Kazlauskienė et al. (2012)	(Nasvytienė, Kazlauskienė et al., 2012)
Author group with abbreviation for the first time <sup>2</sup>	Nacionalinis psichikos sveikatos institutas (NPSI, 1995); National Institute of Mental Health (NIMH, 1995)	(Nacionalinis psichikos sveikatos institutas [NPSI], 1995); (National Institute of Mental Health [NIMH], 1995)
Author group with abbreviation not for the first time	NPSI (1995); NIMH (1995)	(NPSI, 1995); (NIMH, 1995)
Author group without abbreviation	Vilniaus universitetas (2020)	(Vilniaus universitetas, 2020)
Works by different authors with the same surname	Jeremy Smith (2000); Thomas Smith (2014)	(J. Smith, 2000); (T. Smith, 2000)
Source with the same surname	Smith ir Smith (2019); Smith and Smith (2019)	(Smith & Smith, 2019)

<sup>1</sup> If there are only three authors and the first author corresponds to the first author and year of the next article, use the referencing guidelines above, i.e., the names of all three authors.

<sup>2</sup> Define the abbreviation of an author group in the text when mentioning the author group for the first time and continue to use only the abbreviation for each mention of the author group throughout the text.

### 7.3 List of references

The reference list is an essential part of a research paper, providing the reader with the sources cited in the paper. The sources cited in the reference list must be reproducible (i.e., it can be retrieved by the reader).

#### *General requirements*

- References in the reference list must be made in accordance with the *Publication Manual of the American Psychological Association*.
- The list of references must be on a new page, with the heading ‘**References**’ or ‘**Literatūra**’ in bold and centered at the top of the page. The entire reference list must be double-spaced. Each reference must be formatted as a *hanging indent*.
  - How to do it: select the full reference list, go to *paragraph settings*, specify the special *indentation* – *hanging* with 12.7 mm (0.5 inch) and *line spacing* – double.
- The reference list includes all sources mentioned/cited in the paper.
- Reference list must be in alphabetical order.
- The reference of a source must contain the four main parts of the reference: author(s), date, title, source of the work.
- The same punctuation and formatting rules must be used throughout the reference list.
- If information was cited from a secondary source, the secondary source is listed in the reference list, the primary source cannot be cited.
- Each source must be accompanied by a DOI if the article has one.
- The DOI must be provided in a working online link state (this is done by referring to <https://doi.org/xxxxx> - the DOI number of the source is entered instead of xxxxx), if the source does not have a DOI link, the URL from where the source was taken must be provided, but it is necessary to make sure that the link will also work for readers.

#### *Punctuation*

- Commas or full stops must separate each of the above elements.
- Authors’ surnames and first name initials are separated by commas (if a person has more than one first name, the initials of the names are not separated).
- The DOI of a source is separated by a period, not by a comma.
- Parts of the same reference elements must be separated from each other: the name and a surname of the author, authors’ surnames, the date is separated by parentheses and followed by a full stop, the title, also separated by a full stop, the journal and the issue number separated by a comma, and the volume of the journal separated by parentheses, and so forth.
- Punctuation marks must be italicized only if they are part of the title of an article or book, otherwise they are written in normal font.
- Here are the general rules of punctuation, for other specific cases follow the APA guidelines.

### *Parts of the reference*

- Author(s)
  - An author element may consist of one or more authors, a group of authors, and so on.
  - In the case of two authors, an “&” (for both Lithuanian and English sources) is used to separate the authors’ names.
  - If there are 3–20 authors, the last author is not separated by commas like other authors but using “&”.
  - If there are 21 or more authors, the first 19 authors are listed in the reference list, followed by a comma after the 19th author’s name initials, then an ellipsis followed by the last author’s surname and the initials of the last author’s name, separated by a comma (in this case, ‘&’ is not used).
- Date of publication
  - A date may consist of a year, a month, a season (spring, summer, etc.), a range of years or specific days, and so on.
  - The date itself shall be separated from other parts of the reference by parentheses.
  - If the date is not just a year, write the year first, separated by a comma and then the month, day, or season).
- Title
  - Titles come in several categories and depending on each specific situation, must be formatted, and presented according to the latest APA guidelines.
- Source:
  - The presentation of a source depends on its specification (e.g., whether it is a single article, part of a journal, part of a book, part of a chapter, etc.).
  - When referencing a book, you don’t need to indicate the location where the book was published, only the publisher.
  - When citing the source’s web link (URL rather than DOI), it is not necessary to write “Paimta iš” or “Retrieved from”, but only the reference without a footnote, unless it is necessary to give the date of retrieval, and the name of the page from which the source was retrieved (before the web link), unless it is the same as that of the author.
  - The latest APA guidelines provide more guidance how to cite easier and clearer online or nonroutine sources (e.g., eBooks, online videos, podcasts, social media posts, etc.).
  - The DOI is referenced by the web link <https://doi.org/xxxxx>, not DOI: xxxxxx.
  - If the source has both a DOI and a URL, only the DOI is provided.
  - If the source does not have a DOI but is easily accessible (e.g., full-access academic databases), no URL link is required.
  - If the source is a restricted access source (e.g., paid access, or only available to certain professionals, or only in a certain database), the name of the database and the URL link must be provided. If the database requires a login to view the source, or if it is a time- limited (session) view source, you must provide the name of the database and the URL link to the main page of the database, not the source/article itself.

- There is no need to put a period after the DOI or URL.
- When referring to a specific section of a book, the pages of that section must be indicated.

The reference list may include other cases not covered here and must be referred using the *Publication Manual of the American Psychological Association*.

### Reference list entries samples

Source type	Source
Journal article, 1–20 authors	Bagdžiūnienė, D., Lazauskaitė-Zabielskė, J. & Urbanavičiūtė, I. (2013). Pilietiškas darbuotojų elgesys organizacijoje: kai kurios lietuviškojo klausimyno psichometrinės charakteristikos. <i>Psichologija</i> , 47, 7–24.
Journal article, 21+ authors	Kalnay, E., Kanamitsu, M., Kistler, R., Collins, W., Deaven, D., Gandin, L., Iredell, M., Saha, S., White, G., Woollen, J., Zhu, Y., Chelliah, M., Ebisuzaki, W., Higgins, W., Janowiak, J., Mo, K. C., Ropelewski, C., Wang, J., Leetmaa, A., . . . Joseph, D. (1996). The NCEP/NCAR 40-year reanalysis project. <i>Bulletin of the American Meteorological Society</i> , 77(3), 437–471. <a href="http://doi.org/fg6rf9">http://doi.org/fg6rf9</a>
Book	Valickas, G., Justickis, V., Vanagaitė, K. & Voropaj, K. (2013). <i>Procedūrinis teisingumas ir žmonių pasitikėjimas teisėsaugos pareigūnais bei institucijomis: monografija</i> . Vilniaus universiteto leidykla.
Book section	Bieliauskaitė, R. (2008). Žaidimo terapija. Iš L. Bulotaitė (sud.), <i>Vaikų psichologinis konsultavimas</i> (p. 186–197). Vilniaus universiteto leidykla. Nesse, R. (2005). Natural selection and the exclusiveness of happiness. In F. A. Huppert, N. Baylis, & B. Caverne (Eds.), <i>The science of well-being</i> (pp. 2–32). Oxford University Press.
Online source	Lietuvos statistikos departamentas (2013). <i>Nedarbo lygio kaita 2012–2013 m. (ketvirčiai)</i> . <a href="http://www.osp.stat.gov.lt/statistiniu-rodikliu-analize/?hash=03530cef-0a94-4358-b616-9ea7f94adb58&amp;portletFormName=vi_sualization">http://www.osp.stat.gov.lt/statistiniu-rodikliu-analize/?hash=03530cef-0a94-4358-b616-9ea7f94adb58&amp;portletFormName=vi_sualization</a>

## 8. Article submission and peer review

The article is submitted electronically on the Journal of *Psychology* website. The registration icon can be found in the top menu on the right. When submitting an article, please make sure that you have provided all the necessary information.

Each article is evaluated by two reviewers appointed by the editorial board, who are given the articles without the authors' names. The authors are briefed on the reviews (the names of the reviewers are not disclosed) and, if the conclusion on publishability is positive, are asked to correct the shortcomings pointed out and to reply in writing on how the comments have been considered. The Editorial Board, on receipt of the corrected articles and the written replies to the reviewers' comments, may, if necessary, ask the reviewers to reassess the authors' corrections and replies, and then take a final decision on the suitability of the article for publication. Authors are informed of the decision by e-mail.

*Psychology* also accepts brief reports. They are accepted **in English only**. Please see the English version of the website for the requirements for short reports.

## 9. Requirements for short reports

*Psychology* accepts short communications in English. Please submit the title, abstract and keywords in English. If you need help, please contact the corresponding secretary of the journal. The short papers' aim is to stimulate further research in psychology. Short communications are useful for researchers whose results are time-sensitive (e.g., in highly competitive or fast-changing fields). *Psychology* encourages original and significant empirical contributions, with a preference for studies that contribute to a particular field of psychology, demonstrate the reliability of results, provide preliminary findings, or are conducted in small samples.

Short reports may include:

- Repeating or adding to a previously published study. A replication is the re-conduction of a study using the same method but in a different sample. Replication may be direct or conceptual. A short report may present one or more replicated studies. Replication of a study using already published data is not acceptable.
- Summary of a large study or group of studies (e.g., several studies awarded a grant).
- Research that makes an original empirical contribution but is smaller or narrower than a regular scientific article.

Short reports are peer-reviewed in the usual way for articles.

*Text length.* Short reports must not exceed 3000 words, including summaries, tables, figure captions, references. They should also contain no more than 3–4 tables and/or figures (data should not be repeated extensively in tables or figures). If your short report is longer, we recommend that you submit it as a full article.

The short message should be in a standard format: *Title.* The title of the short message must be less than 150–300 characters including spaces. *Summaries.* Summaries should be unstructured and not exceed 250 words. The abstract should not contain cited sources. If abbreviations are used, they must be explained. *Key words.* Authors should provide no more than 5 key words describing the topic of the brief. *Introduction.* A brief introduction to the problem or issue under consideration (literature review). The aim and theoretical basis of the study should be stated when describing the research question or hypotheses. The introduction should include only directly cited literature sources. *Methodology.* Presentation of the methodological part of the study. The methodology section should provide sufficient detail on the method and procedures to allow the study to be replicated and/or validated. It should also include information on the study participants, the measurement instruments, and any other technical information. *Results.* A brief description of the results. The results must be presented in a logical sequence in text, tables, and illustrations, giving the main or most important conclusions. Do not repeat the data in the text tables or figures. In the case of a replication or extension of the study, the results of the two studies should be compared. *Discussion of results/Conclusions.* A brief discussion of the results, highlighting the new and important aspects of the study and the conclusions that follow from them. If the results are relevant for policy makers, they may be presented in bullet points. *References.* No more than 20 references cited in the text.

**The average time to the first decision on the eligibility of an article for publication is 36 days.**

**Copyrights**

See copyrights in the journal's policy under Copyrights.

**Personal data protection declaration**

The personal data and e-mail addresses provided to this website will be used only for the declared purpose of publishing and publishing the journals. This data will never be made public or passed on to third parties (except where required to do so by applicable law).